

# ASSECO


SOUTH EASTERN EUROPE



Solutions for Demanding Business

# Legal disclaimer

The content presented in this presentation is subject to copyright protection and has the ownership title. Texts, graphics, photographs, sound, animations and videos as well as their distribution in the presentation are protected under the Copyright and related rights Law. Unauthorized use of any material contained in the presentation herein may constitute an infringement of copyright, trademark or other laws. The materials in this presentation may not be modified, copied, publicly presented, executed, distributed or used for any other public or commercial purposes, unless the Board of Asseco South Eastern Europe S.A. gives consent in writing. Copying for any purpose, including commercial use, distribution, modification or acquisition of the contents of this presentation by third parties is prohibited. Moreover, this presentation may contain reference to third-party offers and services. Terms of use for such offers and services are defined by these entities.

Asseco South Eastern Europe S.A. assumes no responsibility for the conditions, contents and effects of the use of offers and services of these entities. The data and information contained in this presentation are for information purposes only. Presentation was prepared with the use of  company products.

The name and logo of Asseco are registered trademarks by Asseco South Eastern Europe S.A. parent company – Asseco Poland S.A. and cannot be used without prior express consent.

# Financial Results for Q3 2014 and Business Update

October 21st, 2014

Warsaw

## Q3.2014 highlights

- Appearing **new entrants** on the financial scene
- Banks interested in enhancing **Front Office** and building **Multichannel** approach
- Continuing interest in payment infrastructure **outsourcing**
- **Delivery** organisation restructuring kicked off with major mile stones to take place next year
- **Positive turn-around** of Turkish ex-**Sigma** business
- Working on new **banking deals in Romania** for 2015 – crucial for turn around
- Preparing **profit focus restructuring** for **mobile** solutions business

## Good results in Q3'14 due to strong performance by Payment and higher margins in System Integration

mEUR	Q3 2014	Q3 2013	Δ YoY	<b>Organic growth</b>
Revenue Total	27,5	25,3	+9%	+6%
EBITDA	4,4	3,0	+47%	+38%
EBIT	2,9	2,3	+23%	+21%
NPAT	2,2	2,0	+8%	+5%
<i>EBITDA %</i>	<i>15,8%</i>	<i>11,7%</i>		
<i>EBIT %</i>	<i>10,3%</i>	<i>9,1%</i>		

mPLN	Q3 2014	Q3 2013	Δ YoY	<b>Organic growth</b>
Revenue Total	115,3	107,5	+7%	+5%
EBITDA	18,2	12,6	+45%	+36%
EBIT	11,9	9,8	+22%	+19%
NPAT	9,2	8,7	+7%	+4%

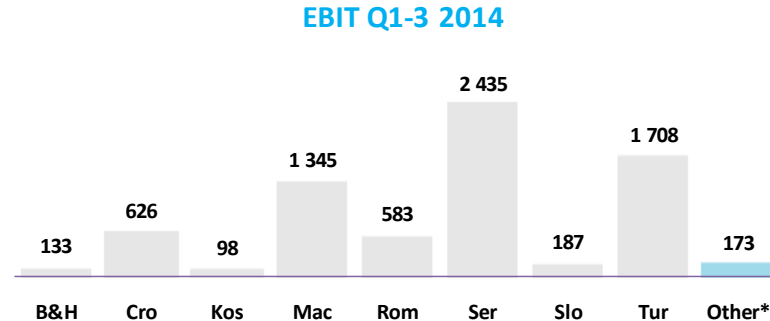
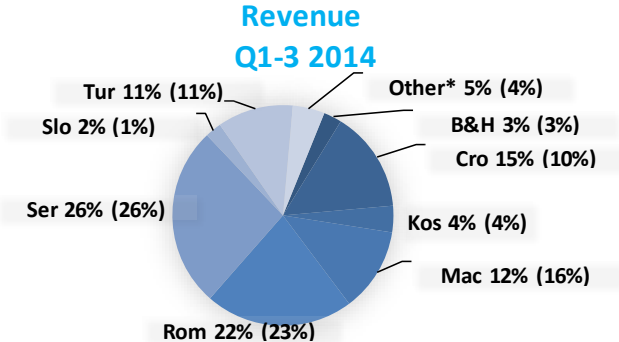
# Improved 2014 up to date numbers as a result of better Q2 and Q3'14

mEUR	Q1-3 2014	Q1-3 2013	Δ YoY	Organic growth
Revenue Total	80,2	75,8	+6%	+3%
EBITDA	11,2	9,1	+24%	+16%
EBIT	7,3	6,8	+7%	+4%
NPAT	6,1	5,6	+8%	+4%
<i>EBITDA %</i>	<i>14,0%</i>	<i>11,9%</i>		
<i>EBIT %</i>	<i>9,1%</i>	<i>8,9%</i>		

mPLN	Q1-3 2014	Q1-3 2013	Δ	Organic growth
Revenue Total	335,5	320,3	+5%	+2%
EBITDA	47,0	38,3	+23%	+15%
EBIT	30,5	28,7	+6%	+3%
NPAT	25,4	23,8	+7%	+6%

## Q1-3'14 by countries: Strong performance by Turkey, good results from Croatia, Serbia and Macedonia

kEUR	Revenue		Change	% Diff	EBIT		Change	% Diff	NPAT		Change	% Diff
	Q1-3 2014	Q1-3 2013			Q1-3 2014	Q1-3 2013			Q1-3 2014	Q1-3 2013		
B&H	2 129	2 403	-274	-11%	133	306	-173	-57%	112	267	-155	-58%
Cro	11 896	7 857	4 039	+51%	626	335	291	+87%	320	264	56	+21%
Kos	3 115	2 900	215	+7%	98	159	-61	-38%	87	147	-60	-41%
Mac	9 866	12 457	-2 591	-21%	1 345	1 144	201	+18%	1 224	1 054	170	+16%
Rom	17 410	17 470	-60	-0%	583	1 034	-451	-44%	521	936	-415	-44%
Ser	21 253	20 029	1 224	+6%	2 435	2 311	124	+5%	1 981	2 053	-72	-4%
Slo	1 923	1 089	834	+77%	187	135	52	+39%	147	115	32	+28%
Tur	8 901	8 361	540	+6%	1 708	905	803	+89%	1 554	645	909	+141%
Other*	3 754	3 269	485	+15%	173	458	-285	-62%	111	154	-43	-28%
<b>GASEE</b>	<b>80 247</b>	<b>75 835</b>	<b>4 412</b>	<b>+6%</b>	<b>7 288</b>	<b>6 786</b>	<b>502</b>	<b>+7%</b>	<b>6 057</b>	<b>5 635</b>	<b>422</b>	<b>+7%</b>



\*Other entities are Albania, Bulgaria, Moldova, Montenegro and Poland

# Safe liquidity position with outsourcing investments financed by third party debt

mEUR	Asseco SEE Group		
	2014-09-30	2013 YE	Δ
Cash and cash equivalents	8,8	8,1	0,7
Short term and long term investments	3,9	6,2	-2,3
Short term and long term debt*)	-0,4	-0,7	0,3
<b>Net Cash</b>	<b>12,3</b>	<b>13,6</b>	<b>-1,3</b>
Receivables and Prepayments	29,0	32,9	-3,8
Liabilities, Provisions and Deferred Income	-21,2	-26,5	5,3
Inventory	4,6	4,3	0,3
<b>Operational Balance</b>	<b>24,8</b>	<b>24,3</b>	<b>0,5</b>

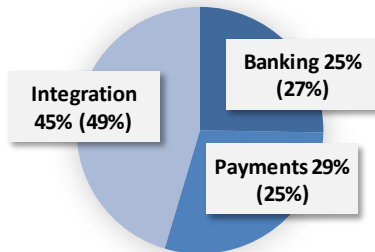
\*) debt for purchase of hardware for outsourcing projects excluded (9.4 mEUR as at the end of Q3'14 and 2.6m EUR as at the end of Q4'13)



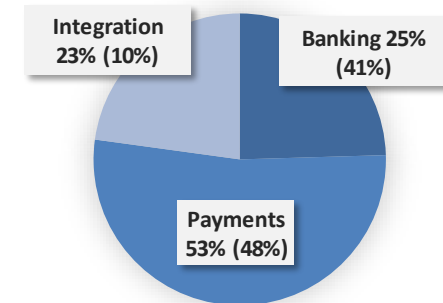
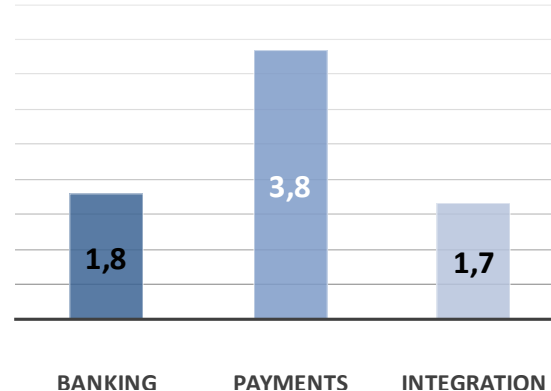
# Q1-3'14 per business units: Good performance by SI and improving numbers from Payment

KEUR	Revenue Q1-3 2014	Revenue Q1-3 2013	Change	EBIT Q1-3 2014	EBIT Q1-3 2013	Change
Banking	20 288	20 273	15	1 788	2 797	-1 009
Payments	23 551	18 719	4 832	3 837	3 282	554
Integration	36 408	36 843	-435	1 664	707	957
<b>Asseco SEE Group</b>	<b>80 247</b>	<b>75 835</b>	<b>4 412</b>	<b>7 288</b>	<b>6 786</b>	<b>502</b>

### Revenue per BUs Q1-3 2014



### EBIT contribution Q1-3 2014



# Banking BU: Q3.2014 results and highlights

mEUR	Q3 2014	Q3 2013	Δ
Revenue Total	7,4	6,8	+9%
EBITDA	1,3	1,4	-5%
EBIT	0,9	1,1	-17%
EBITDA %	17,8%	20,3%	
EBIT %	12,3%	16,1%	

## Highlights:

- **ASEE core banking** to be implemented in **Ziraat Bank** subsidiaries on selected markets outside Turkey
- **ASEE core banking** to be implemented in **Lovcen Banka in Montenegro**
- **ASEE leasing solution** offered to one of international banks operating in Romania
- **Trade finance solution** for one of international banks operating in Romania
- **Tezauri and regulatory reporting** for **AIK Bank** in Serbia

# Payment BU: Q3.2014 results and highlights

mEUR	Q3 2014	Q3 2013	Δ	Organic
Revenue Total	7,8	6,7	+16%	+6%
EBITDA	2,2	1,3	+73%	+53%
EBIT	1,4	1,1	+27%	+22%
EBITDA %	28,9%	19,4%		
EBIT %	17,9%	16,3%		

## Highlights:

- **ATM outsourcing** project for one of the leading banks **in Slovenia** (estimated revenues: EUR 1,5m over 7 years)
- **ATM outsourcing and accompanying software** for **Podravska Banka** in Croatia
- Contract for delivering **150 ATMs to Hrvatska Postanska Banka** in Croatia
- **POS** delivery and maintenance for **NLB Tutunska Banka** in Macedonia

## SI BU: Q3.2014 results and highlights

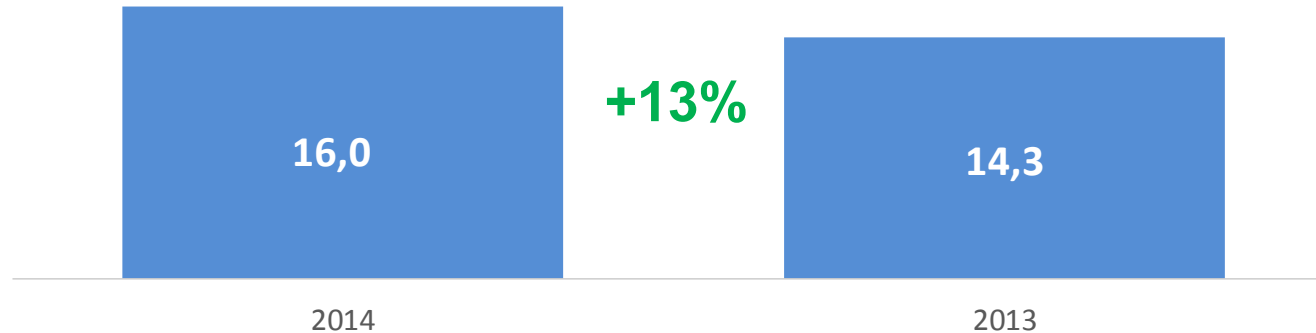
mEUR	Q3 2014	Q3 2013	Δ
Revenue Total	12,4	11,8	+5%
EBITDA	0,7	0,3	+153%
EBIT	0,6	0,1	+348%
EBITDA %	5,7%	2,4%	
EBIT %	4,5%	1,0%	

### Highlights:

- Implementation of **ASEBA BPS** for an international bank operating in **Bulgaria**
- Implementation of **ASEBA BPS** for **Komercijalna Banka** in Serbia
- Upgrade of the storage system for **NLB Tutunska Banka** in Macedonia

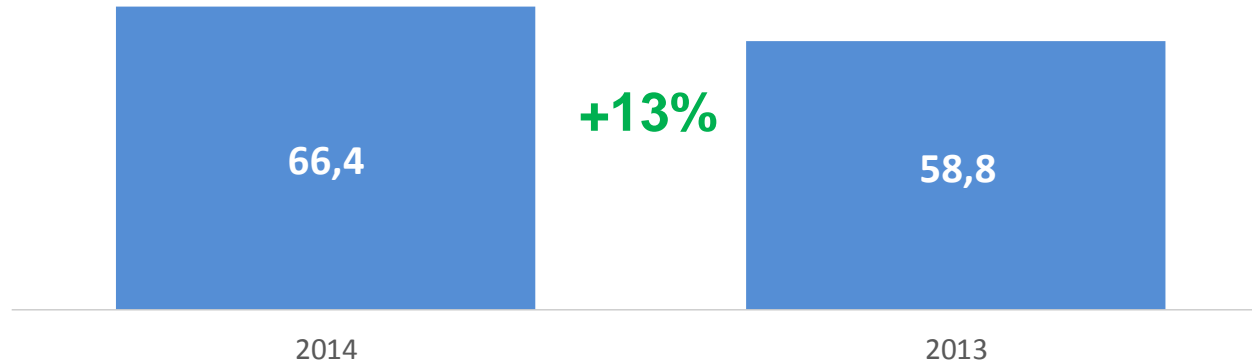
# Backlog for Q4'14 indicates higher sales compared to last year

mEUR	Q4 2014	Q4 2013	Diff
Rev BL	24,3	21,2	+14%
M1 BL	16,0	14,3	+13%



# Backlog for 2014 shows improvement versus 2013

mEUR	2014	2013	Diff
Rev BL	104,6	97,7	+7%
M1 BL	66,4	58,8	+13%



# Basic definitions

**M1 [Margin 1]** = Revenues – Cost of Goods Sold

**BL [Backlog]** (Value of contracts already signed)

**EBIT Margin** = EBIT/Revenues

**Maintenance coverage** = Maintenance Revenues/Own Cost

**FY** [full year]

**Organic Growth** – it means operational growth/loss [by acquisitions only change between current and ProForma results is treated as organic growth]

Exchange Rates [EUR/PLN]:

**Q3.2014** - 4,1841

**Q3.2013** - 4,2415

**mEUR** – million EUR (in whole presentation, amounts are in mEUR unless it is stated differently)

**mPLN** – million PLN

Thank you

<http://assecO.com/see/>



ASSECO  
SOUTH EASTERN EUROPE